

METALCRAFT

Innovation by Design

TOOTH DGU TROLLEY



The Metalcraft range of Tooth trolleys has been developed to assist glass and window companies with the storage and movement of Double Glazed Units around factories. The unique design of the Tooth system secures DGUs of 18mm to 35mm thickness in a single trolley.

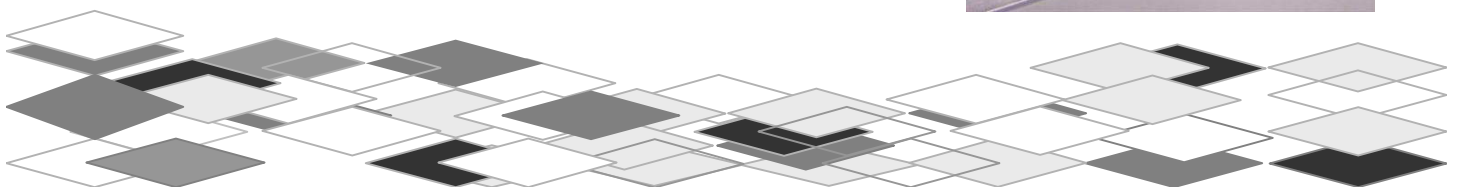

GET FULL PRODUCT CATALOGUES ONLINE AT WWW.METALCRAFT.CO.NZ

THE COMPONENTS

The Metalcraft Tooth DGU trolley utilises a new securing system based on an ABS plastic tooth that slides into a grooved section of either aluminium or steel. Rows of teeth provide the required security for glass DGUs while being stored or moved around the factory

Key components of the Metalcraft Tooth DGU trolley are :

1. The tooth is moulded out of non-marking ABS plastic of a grade to withstand the continual loading and unloading of DGUs from the trolley. Thin DGUs can rest on the bases between the teeth, while thicker units will sit up the sides of the tooth supporting both edges. Rows of aligned teeth ensure that DGUs of various sizes are secured.
2. The teeth fit into the grooved Metalcraft steel and aluminium sections used on our existing trolleys and glass handling equipment. This provides a range of design options.
3. All Metalcraft trolleys use quality castors rated to the load of the trolley. This means that they have longevity and continue to provide smooth operation of the life of the product.
4. Metalcraft trolleys are hot dip galvanised and have end caps to hold the teeth in place for a neat and tidy solution.

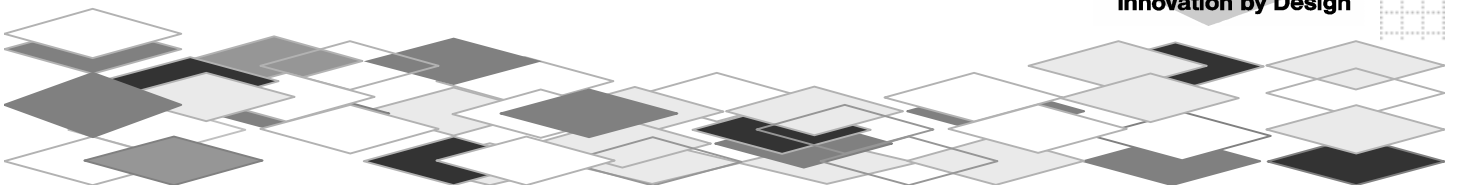


BENEFITS OF THE TOOTH DGU TROLLEY

- The Tooth DGU trolley is very space efficient for DGU storage, at 40mm per DGU. This uses 20% less space than Metalcraft DGU harp trolleys and up to 75% less than some brands which use thick foam seperaters
- The DGUs are supported by a tooth every 300mm which makes them very secure. Front and rear sections are supported by Metalcraft grey polymer for ease of load and unload
- The Tooth DGU trolley is quick and easy to load and unload with reduced risk of scratching the DGUs
- The Tooth DGU trolley means that job lots which contain various thicknesses of DGU glass can be safely and easily managed on a single trolley
- As new DGU thicknesses are required the existing Tooth DGU trolley will accommodate them
- DGUs are kept secure from touching abrasive or damaging surfaces, including other DGUs
- The “toaster” layout of the Tooth DGU trolley means that individual DGUs can be accessed for procesing without touching other DGUs.

USES FOR THE TOOTH DGU TROLLEY

- Glass companies can load DGUs straight off the processing line onto a Tooth DGU trolley for moving to the vehicle loading area. Individual DGUs can be chosen and loaded onto the vehicle in the best sequence for the vehicle load
- Window Fabricators can load DGUs from their glass delivery truck directly onto the Tooth DGU trolleys for delivery to the Sash assembly area, glazing tables, and Rig
- In all factories the Tooth DGU trolley provides a convenient device for storing DGUs and other flat panel products until further use



TIPS FOR USE

When loading DGUs into the Tooth DGU trolley ensure that the DGU is pushed firmly into both the horizontal and vertical rows of teeth simultaneously. The teeth are designed to hold the DGUs and hence the trolley is not designed for sliding the DGU into position (as with harp trolleys)

The tooth system is suitable for DGUs of up to 1200mm x 1200mm. Larger or heavier units should be stored separately as they become difficult to unload by grasping their edge. Any non-arrised DGUs may cut into the tooth over a period of time, particularly if slid into and out of position. The wear is reduced by placement, and if needed the teeth are replaceable.

STANDARD TROLLEY SIZES



30 slot DGU trolley
L1200 x H1200 x D700
18-35mm slots



40 slot DGU trolley
L1660 x H1460 x D900
18-35mm slots



20 slot Sash trolley
L1200 x H1200 x D700
35-52mm slots

HOW TO PURCHASE

Metalcraft Tooth trolleys are a stock item. To discuss pricing please call either Bryn Thompson or Ian Barker on 03-360-3373.



METALCRAFT ENGINEERING CO LTD

500a WAIRAKEI ROAD, CHRISTCHURCH, PO BOX 5134, PAPANUI, NEW ZEALAND

Free call within NZ 0508 323 373 + 64 33 60 33 73 (ph) + 64 360 3374 (fax)

Email: metalcraft@metalcraft.co.nz www.metalcraft.co.nz

